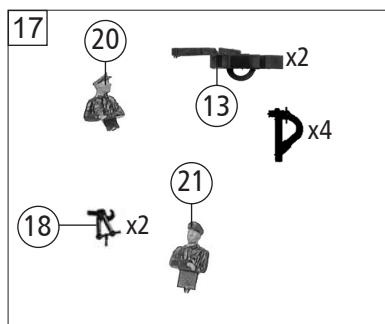
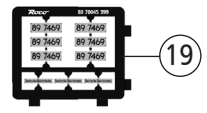
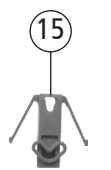
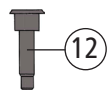
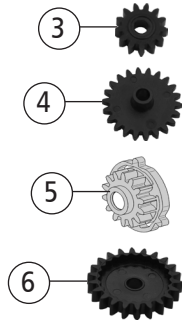
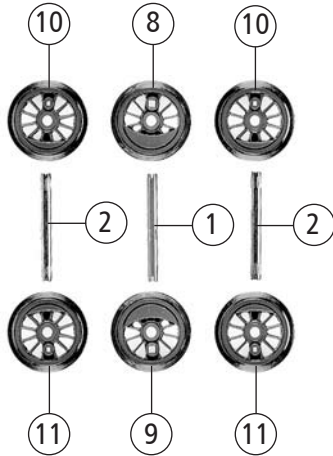


Pos. Nr. Pos.no.	Beschreibung Description	Art.-Nr. Art.no.	Preisgruppe Price bracket
70045	DR Br 89	=	N
70046		=	N
1	Kessel kpl. Betr. Nr. 7469 Boiler compl. loco no. 7469	150659	38
2	TS - Handrad + Bremsschlauch Part set-Handwheel + brake hose	150660	10
3	Rohrleitung li. + re. Pipes L + R	150661	6
4	Luftkessel Air tank	00144010	3
5	Puffer flach Buffer flat	00754015	2
6	Puffer gewölbt Buffer vaulted	00754006	2
7	Lampe + Einsatz Lamp + inset	19489700	9
8	Loklampe REICHSBAHN hi. REICHSBAHN lamp for rear	00194822	8
9	Fenster vorne + hinten Window front+rear	150662	7
10	Lichtleiter Light conductor	150663	5
11	TS - Kohlekasten Part set-Coal box	00194012	16
12	Dampfpeife Steam whistle	00194614	2
13	Lokgrundrahmen Base frame	150664	16
14	Steuerung kpl. m. Kuppelstange Reversing gear compl. w. coupling rod	42401001	31
15	Zylinderblock li.+re. Cylinder block L+R	00434010	12
16	Motor m. Schwungm.+Schnecke KM Motor w. flywheel+wormgear	150666	24
17	Platine kpl. PCB compl.	150667	19
18	LED-Platine LED-PCB	150668	11
19	Lichtleiter hinten Light conductor rear	150669	6
20	Motoraufgabe+Decoderabdeckung Motor overlay+decoder cover	150670	8
21	Brückenstecker Jumper	133241	10
22	GF-Schraube M2x4 mm GF-Screw	114877	3
23	GF-Schraube + M1,6x4 mm GF-Screw	114850	3
Sound			
24	LED-Platine LED-PCB	150673	11
25	Sounddecoder MS480 Sound decoder	148519	39
26	Lautsprecher Loud speaker	68701100	16

Änderungen in Konstruktion und Ausführung vorbehalten
We reserve the right to change the construction and specification



Pos. Nr. Pos.no.	Beschreibung Description	Art.-Nr. Art.no.	Preisgruppe Price bracket
1	Achse D=2,05 L=20 mm Axle	52401900	5
2	Achse gerändelt D=2 L=20 mm Axle	52401600	2
3	Zahnrad Z=13 Gear	00564121	3
4	Zahnrad Z=22 Gear	00564126	2
5	Zahnrad Z=9 m. Feder Gear w. spring	00564127	3
6	Zahnrad Z=28 Gear	00564187	3
7	Zylinderstift D=2x8 mm Cylinder pin	00730519	2
8	Treibrad links Driving wheel left side	00514210	6
9	Treibrad rechts Driving wheel right side	00514211	7
10	Kuppelrad links Coupled wheel left side	00514212	6
11	Kuppelrad rechts Coupled wheel right side	00514213	7
12	Kuppelbolzen lang Long bolt for coupling rods	00730551	2
13	Kurzkupplung - Vorentkupplung Short coupling- pre-uncoupling	115550	6
14	Standardkupplung Standard coupling	89246	6
15	Deichsel Draw bar	00384015	6
16	Deckplatte Cover plate	150665	16
17	Zurüstbeutel Bag of accesories	150671	15
18	Kupplungshaken Coupling hook	00194824	2
19	Tafelsatz Set of panels	150672	12
20	Lokführer seitlich Driver	89724	6
21	Heizer/Lokführer Driver	89725	6